RoHS Compliant

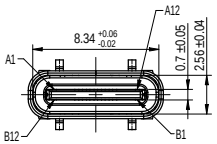

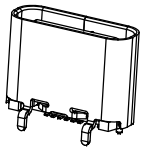

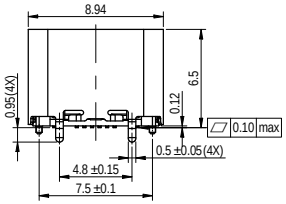

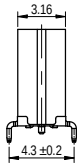

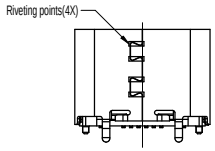

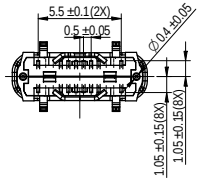

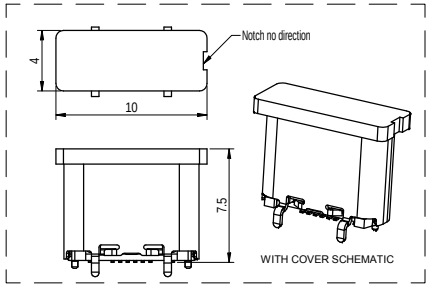

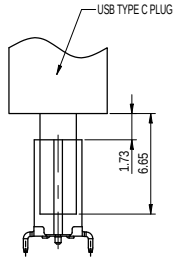

FEMALE AND MALE MATCHING DRAWING

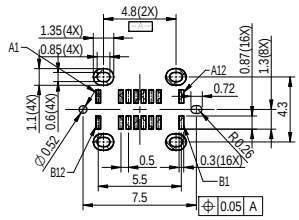

RECOMMENDED PCB LAYOUT(TOP VIEW)

THICKNESS 0.8±0.10MM;DEFAULT TOLERANCE:±0.05

USB TYPE-C PIN ASSIGNMENTS

PIN NUMBER	SIGNAL NAME	PIN NUMBER	SIGNAL NAME
A1	GND	B12	GND
A4	Vbus	B9	Vbus
A5	CC1	B8	SBU2
A6	Dp1	B7	Dn2
A7	Dn1	B6	Dp2
A8	SBU1	B5	CC2
A9	Vbus	B4	Vbus
A12	GND	B1	GND

GUBF0C1 -16CXXU5 -BL010A

- F: Female
- C1: Type C, Vertical
- 16: 16PIN
- C: Copper Alloy
- G: Full Gold
- S: Selevite Gold Bright TIN
- M: Selevite Gold Matte TIN
- 3: FUNCTIONAL AREA 3u" other G/F
- 5: FUNCTIONAL AREA 5u" other G/F
- SHELL MATERIAL
  - U: SUS
- 5: Full Ni
- B: Black
- L: LCP
- 01: SMT/H6.4 W/ Pillar
- 0: RoHs

NOTE:

1.MATERIAL SPECIFICATION:
- 1.HOUSING:HIGH TEMPERATURE RESISTANT PLASTIC,UL94 V-0.
- 2.CONTACTS:COPPER ALLOY
- 3.MID PLATE: STAINLESS STEEL
- 4.FRONT SHELL: STAINLESS STEEL
- 5.EMI PLATE: STAINLESS STEEL

2.PLATING SPECIFICATION:

2-1.CONTACTS:
- Ni 50u" MIN. UNDER PLATED OVER ALL.
- Au PLATED ON THE FUNCTIONAL AREA OF CONTACT. (GOLD PLATING THICKNESS FOLLOW THE P/N)
- G/F PLATED ON THE SOLDER AREA.

2-2.FRONT SHELL:
- Ni 30u" MIN. UNDER PLATED OVER ALL.

2-3.MID PLATE&EMI PLATE:
- CLEAR ONLY

3.MECHANICAL PERFORMANCE,
- 3-1.INSERTION FORCE: 0.5~2.0kgf.
- 3-2.REMOVAL FORCE: 0.8kgf~2.0kgf.
- 3-3.DURABILITY: 10000 CYCLES.

4.ELECTRICAL PERFORMANCE,
- 4-1. CURRENT RATING:5.0A
- VOLTAGE RATING:5.0V
- 4-2. LLCR:
  - VBUS & GND PINS AND OTHER PINS: 40mΩ/PIN MAX.
  - SHIELD: 50mΩ/MAX.
  - LLCR MAX. CHANGE OF ALL PINS: 10mΩ.
- 4-3.INSULATION RESISTANCE: 100MΩ MIN
- 4-4.DIELECTRIC WITHSTAND VOLTAGE,AC 100V FOR 1 MINUTE.

5. ENVIRONMENTAL PERFORMANCE:
- OPERATING TEMPERATURE: -25°C~+85°C.

6.IR REFLOW:
- THE PEAK TEMPERATURE ON THE BOARD SHALL BE MAINTAINED FOR 10 SECONDS AT 260°C.

7. PART NUMBER CODE:

包装规范说明:

1.如图所示 首先CARRIER TAPE（载带）需先预留24PCS空格后方可置入成品,并附COVER TPAE(上带)覆盖于上,再配合带装机自动卷绕于 REEL(塑胶卷轴)收料.
As shown from picture, the initial starting carrier need to be emptied for 24 pcs, then put connector on Inth carrier; Then cover it with Cover Tape, and Reeling it with Reel auto machine .

2.在定量包装完成后,前端CARRIER TAPE的需预留24PCS空格,而COVER TPAE配合CARRIER TYPE长度覆盖后,并须再超出200mm以上,最后以胶纸贴固,并于REEL盘上方按图示贴好标签.
In the end of the Reel, need to empty 24 pcs carrier tape; After covering the carrier, then the Cover Tape need to be 200mm longer, and use tape to fix the cover tape to the reel. Put "Qualified label" on the Reel.

3.注意:COVER TAPE不可浮起或有贴附不顺,歪斜及成品放置方向错误之现象.卷盘最外层需缠绕一圈保护带,再按图示贴3处美纹胶.Attention: no deformation of Cover Tape is allowed (protruded plastic, or not smooth, bednt or product is wrong positioned) . The out layer of the reel needs to be wound with a protective tape, and 3 places of masking tape are attached as shown in the figure.

4.在纸箱内左右,前后侧各放入一块三角卡板,在每个纸箱内装入10PCS卷盘,纸箱内上下各垫一张平卡，盖上箱盖后以胶带封箱,于侧位置按图示贴好标签.Inside the carton, put a triangle card board on the front and back sides, put 10PCS reel in each carton, put a flat card on top and bottom of the carton, cover the carton and seal it with tape, label it on the side according to the diagram5. 零箱部分,出货时须用缓冲物填满.特别注意:尾数卷多余的空格子不能剪掉!
The fractional box must be filled by cushion before shipment.

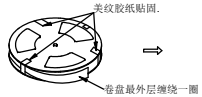

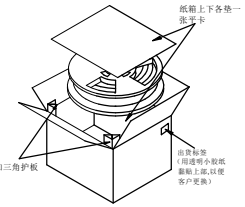

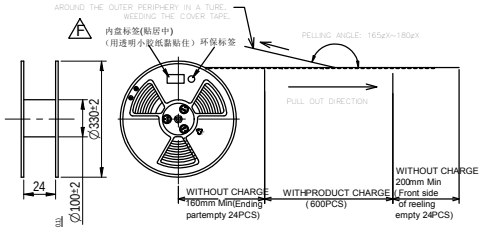

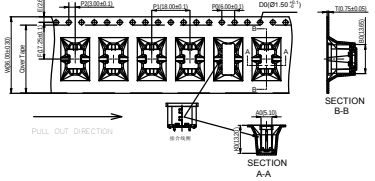

NO.	包材名称 Items	包材料号 Item no	用量 Usage	适用系列 Series	备注 / Remark
1	纸箱 Carton	PE338	1	(空白纸箱 Blank carton)	外尺寸:350*350*310mm,K=K △
2	载带 carrier tape	PB279	10		W=24mm,7.776m/R,透明PET
3	自粘上带 cover tape	P120122-01	/	自粘上带	W=21.3MM,200m/r,透明色
4	塑胶卷轴 Plastic Reel	P120021-01	10		Ø330mm,W=30mm
5	三角卡板/平卡		2		365*300*5mm/340*340*5mm
6	合格标签 Qualified Label		10		
7	出货标签 Dedgeson Label		1		
8	保护带 Protect tape	PB284	/		W24*400M/R

产品规格 Product spc.		/
包装容量 QTY	个/卷 Pcs/Reel	600
	卷/箱 Reel/Ctns.	10
	个/箱 Pcs/Ctns.	6000
重量 Weight (Kg)	净重 N. W.	/kg
	毛重 G. W.	/kg

Tolerance Unspecified
X.X ±0.38
X.XX ±0.25
X.XXX ±0.15
X° ±2°
X.X° ±1°

DEGSON

MATERIAL:	SURFACE/COLOR:
MAT NO./REV: / 00	MAT STATUS: work
NAME: DG-GUBF0C1-16CXXU5-BL010A	

00					
REV	ECN	DESCRIPTION	DRFT	DATE	

DRFT: 唐志恒 2024.04.24 A2 (inch)

DRAWING NO.	TYPE	DRAWING STATUS	SCALE	SHEET
200036352	CUSTOMER DRAWING	work	1:1	1/1